

starasian®  
-TECHNOLOGY-



2024

CATALOG **S** SERIES

TECHNOLOGY CREATES A BETTER LIFE



# About us

**starasian** is acknowledged as one leading manufacturer integrating R&D and production of electronic and electrical products, with the professional R&D team, the perfect service system, the advanced production workshop, the skilled workers and excellent managing and service teams, in Wenzhou China, near to Ningbo and Shanghai ports, which makes us ideally and conveniently located for easily accessing to international transportation connections by land, air and sea.

**starasian** takes the quality of the products and services as life, in order to provide the top quality products and perfect services. The products and designs have got more than 300 patents and related international certificates such as CE, CQC, ISO9001 and so on.

The main markets are Asia, Europe, America and Africa. The electronic and electrical solutions according to the customers' requirements are also be provided.

**starasian** will consistently keep on developing new products and updating new technology in order to meet new challenges and satisfy the increasing requirements.

Sieben Electric is fully responsible for the export sales service of **starasian**.





# Contents

**B1**  
PAGE  
SP1  
Series

**B3**  
PAGE  
SP2  
Series

**B5**  
PAGE  
SP3  
Series

**B12**  
PAGE  
SP4  
Series

**B14**  
PAGE  
SP5  
Series

**B15**  
PAGE  
SP6  
Series

**B17**  
PAGE  
SP7  
Series

**B18**  
PAGE  
SP8  
Series

**B22**  
PAGE  
SP11  
Series

**B25**  
PAGE  
SVP-7  
Series

**B26**  
PAGE  
More  
Series

starasian

sinaasian

asianstar

iTekniko

# SP1 Series

Auto-reconnect Adjustable Voltage (Current) Protector



SP1-80V  
40/63/80A



SP1-80VA  
40/63/80A

## Description

SP1 series auto-reconnect adjustable voltage (current) protector provides the protections of over-voltage and under-voltage (and over-current), with the advantages of high accuracy, long service life, wide application voltage, fast response speed, strong anti-interference ability (EMC passed), color digital display and adjustable parameters by adopting the advanced micro-controller and non-volatile memory, the powerful algorithm and the high-quality components, widely used in various environments such as household, commercial and industrial.

## Basic Parameters

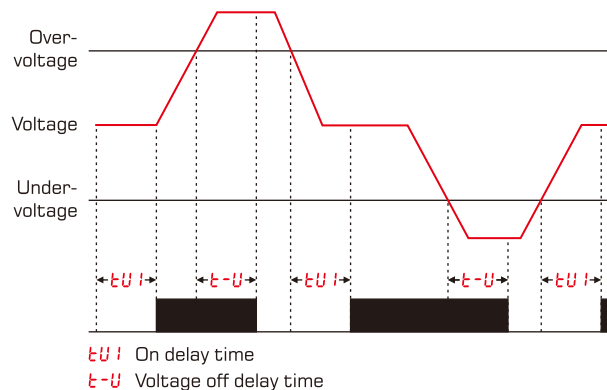
Working voltage	60-400V AC 45-60Hz		
Rated current	40A	63A	80A
Max. current	40A	90A	90A

Power consumption	<2VA
Ambient temperature	-25°C-65°C
Electro-mechanical life	100,000 cycles

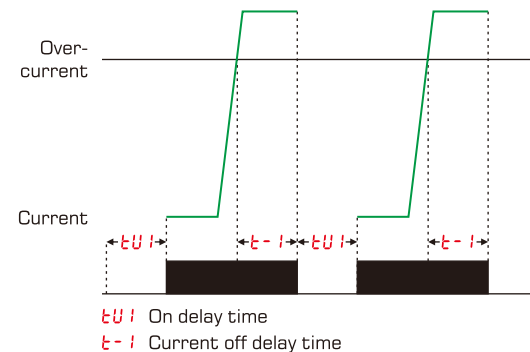
\* Customization is accepted.

## Function Diagram

### Voltage Protection



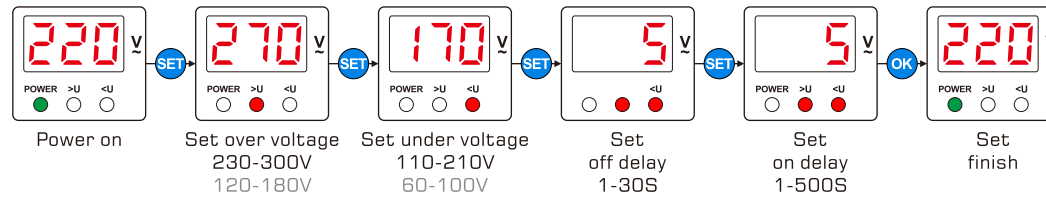
### Current Protection (For SP1-80VA only)



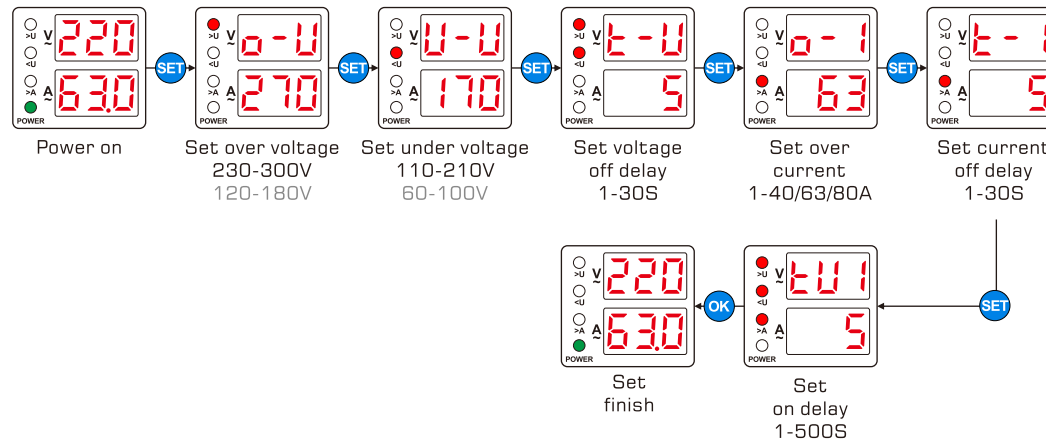


### Parameter Setting

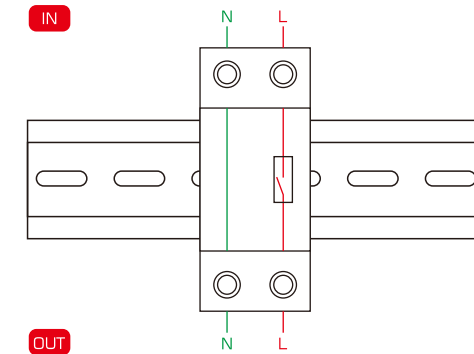
#### SP1-80V



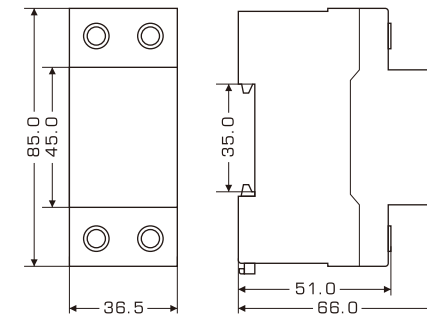
#### SP1-80VA



### Wiring Diagram & Installation



### Overall Dimensions



The parameters in gray color are based on American Standard.

Press **SET** to enter setup mode; Press and hold **OK** to enter/quit switch mode.

Press **SET** and then press **▲** **▼** simultaneously to restore the factory setting.


Press **▲** **▼** to adjust the parameters and long press for quick adjustment.

# SP2 Series

Auto-reconnect Adjustable Voltage (Current) Protector



SP2-80V  
40/63/80A



SP2-80VA  
40/63/80A

## Description

SP2 series auto-reconnect adjustable voltage (current) protector provides the protections of over-voltage and under-voltage (and over-current), with the advantages of high accuracy, long service life, wide application voltage, fast response speed, strong anti-interference ability (EMC passed), color digital display and adjustable parameters by adopting the advanced micro-controller and non-volatile memory, the powerful algorithm and the high-quality components, widely used in various environments such as household, commercial and industrial.

## Basic Parameters

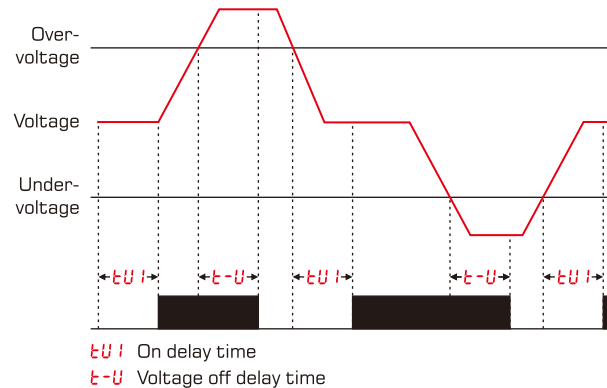
Working voltage	60-400V AC 45-60Hz		
Rated current	40A	63A	80A
Max. current	40A	90A	90A

Power consumption	<2VA
Ambient temperature	-25°C-65°C
Electro-mechanical life	100,000 cycles

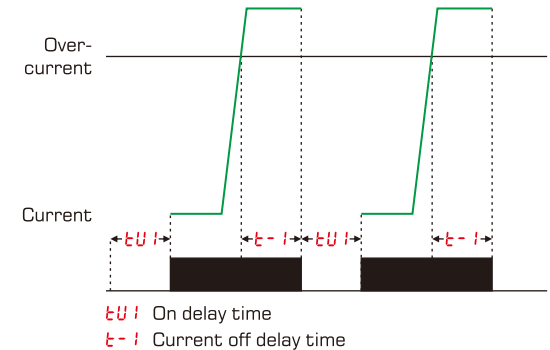
\* Customization is accepted.

## Function Diagram

### Voltage Protection



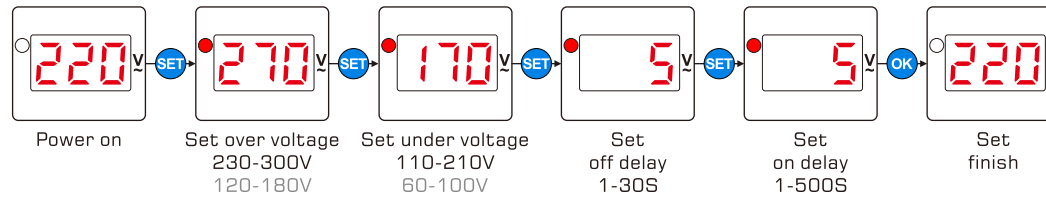
### Current Protection (For SP2-80VA only)



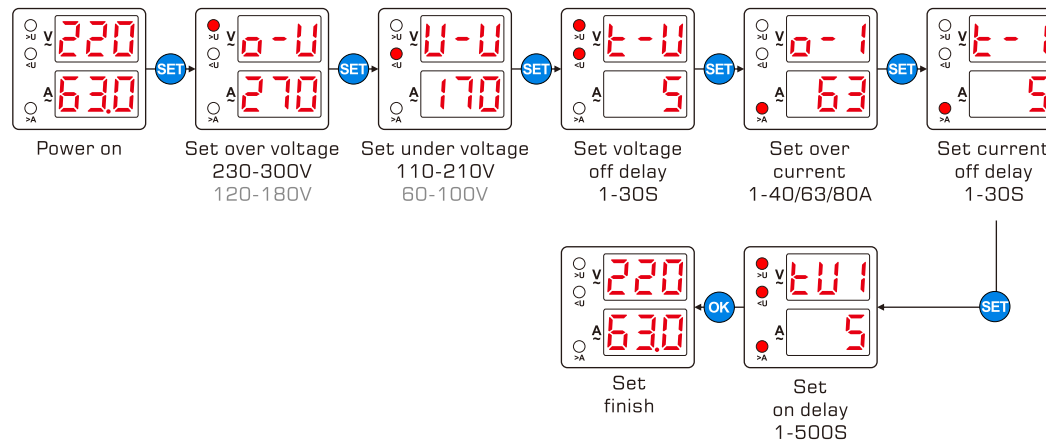


### Parameter Setting

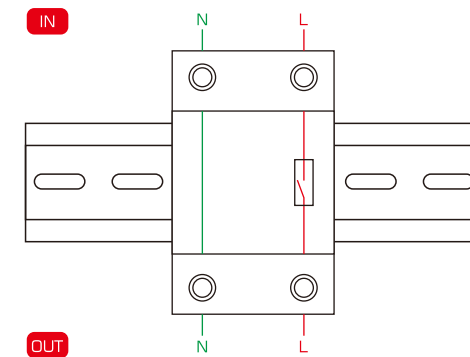
#### SP2-80V



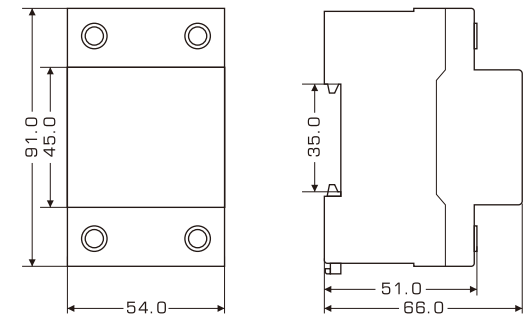
#### SP2-80VA



### Wiring Diagram & Installation



### Overall Dimensions



The parameters in gray color are based on American Standard.

Press **SET** to enter setup mode; Press and hold **OK** to enter/quit switch mode.

Press **SET** and then press **▲** **▼** simultaneously to restore the factory setting.

Press **▲** **▼** to adjust the parameters and long press for quick adjustment.

# SP3 Series

Auto-reconnect Adjustable Voltage (Current) Protector



SP3-80V  
40/63/80A



SP3-80VA  
40/63/80A

## Description

SP3 series auto-reconnect adjustable voltage (current) protector provides the protections of over-voltage and under-voltage (and over-current), with the advantages of high accuracy, long service life, wide application voltage, fast response speed, strong anti-interference ability (EMC passed), color digital display and adjustable parameters by adopting the advanced micro-controller and non-volatile memory, the powerful algorithm and the high-quality components, widely used in various environments such as household, commercial and industrial.

## Basic Parameters

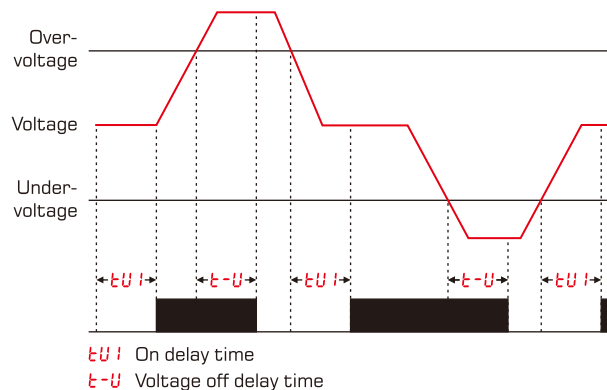
Working voltage	60-400V AC 45-60Hz		
Rated current	40A	63A	80A
Max. current	40A	90A	90A

\* Customization is accepted.

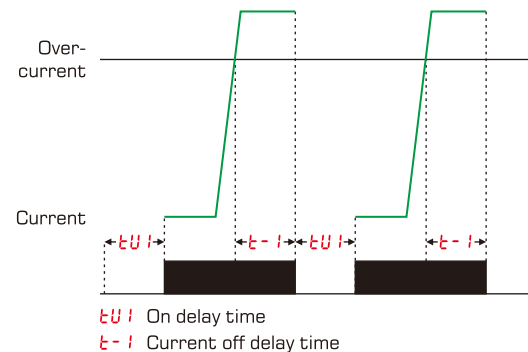
Power consumption	<2VA
Ambient temperature	-25°C-65°C
Electro-mechanical life	100,000 cycles

## Function Diagram

### Voltage Protection



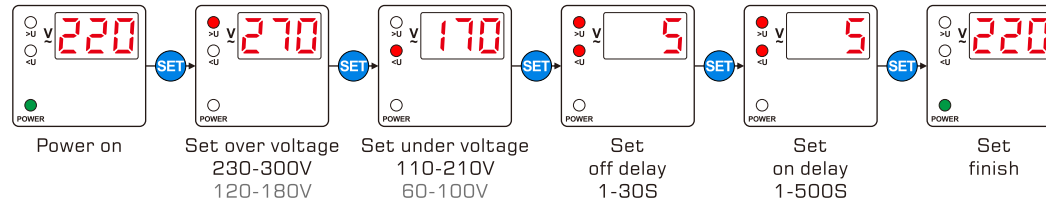
### Current Protection (For SP3-80VA only)



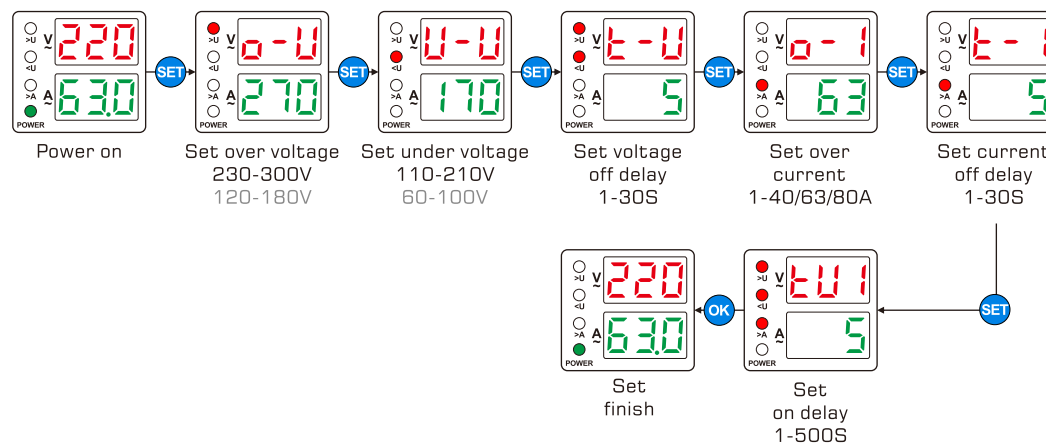


### Parameter Setting

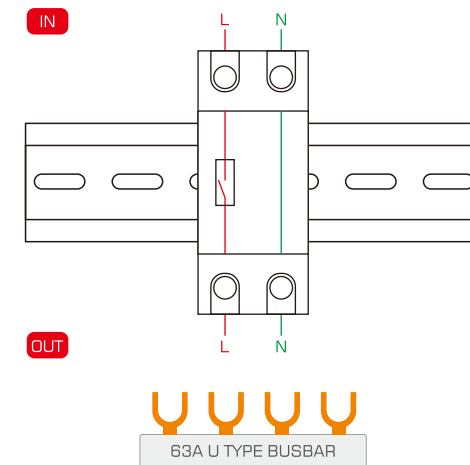
#### SP3-80V



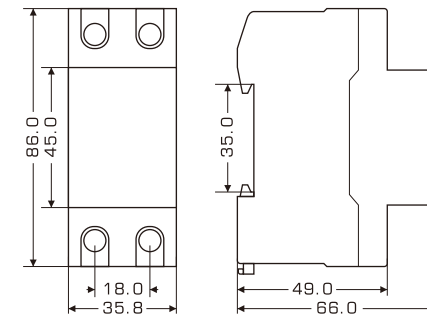
#### SP3-80VA



### Wiring Diagram & Installation



### Overall Dimensions



The parameters in gray color are based on American Standard.

Press **SET** to enter setup mode; Press and hold **OK** to enter/quit switch mode.

Press **SET** and then press **▲** **▼** simultaneously to restore the factory setting.

Press **▲** **▼** to adjust the parameters and long press for quick adjustment.

# SP3 Series

Auto-reconnect Adjustable Voltage Current Protector with Meter

starasian



SP3-63N  
63A



SP3-63NR  
63A

## Description

SP3 series auto-reconnect adjustable voltage current protector provides the protections of over-voltage, under-voltage, over-current and over-temperature (and residual current), and the function of KWH metering, with the advantages of high accuracy, long service life, wide application voltage, fast response speed, strong anti-interference ability (EMC passed), color digital display and adjustable parameters by adopting the advanced micro-controller and non-volatile memory, the powerful algorithm and the high-quality components, widely used in various environments such as household, commercial and industrial.

## Basic Parameters

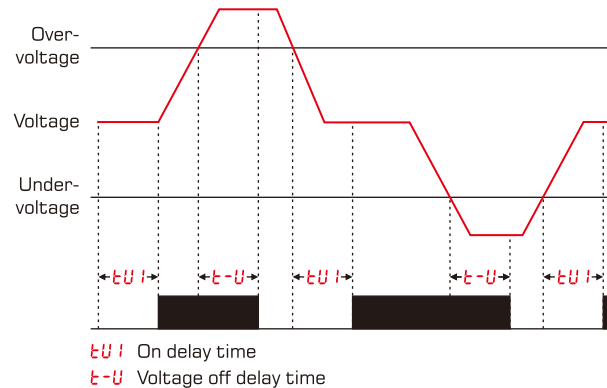
Working voltage	60-400V AC 45-60Hz
Rated current	63A
Max. current	80A

Power consumption	<2VA
Ambient temperature	-25°C-65°C
Electro-mechanical life	100,000 cycles

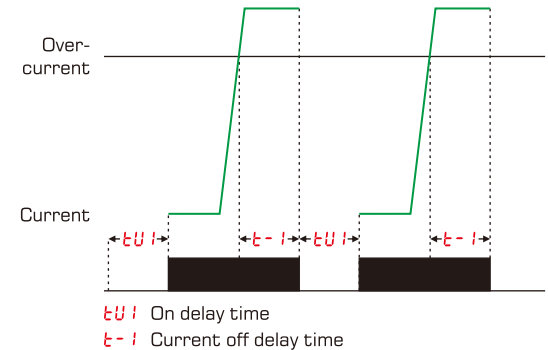
\* Customization is accepted.

## Function Diagram

### Voltage Protection



### Current Protection



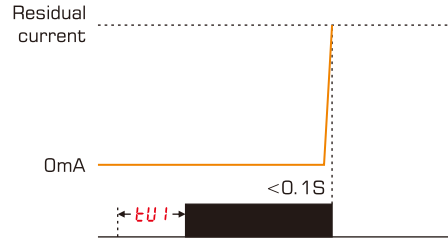




SP3-63NW  
63A Wi-Fi

### Function Diagram

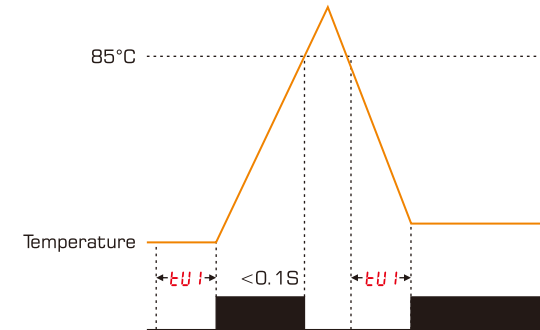
■ Residual Current Protection (For SP3-63NR/NW/R/RW)



Disconnected due to residual current fault, the device needs to be manually restarted after overhauling the circuit.

tU1 On delay time

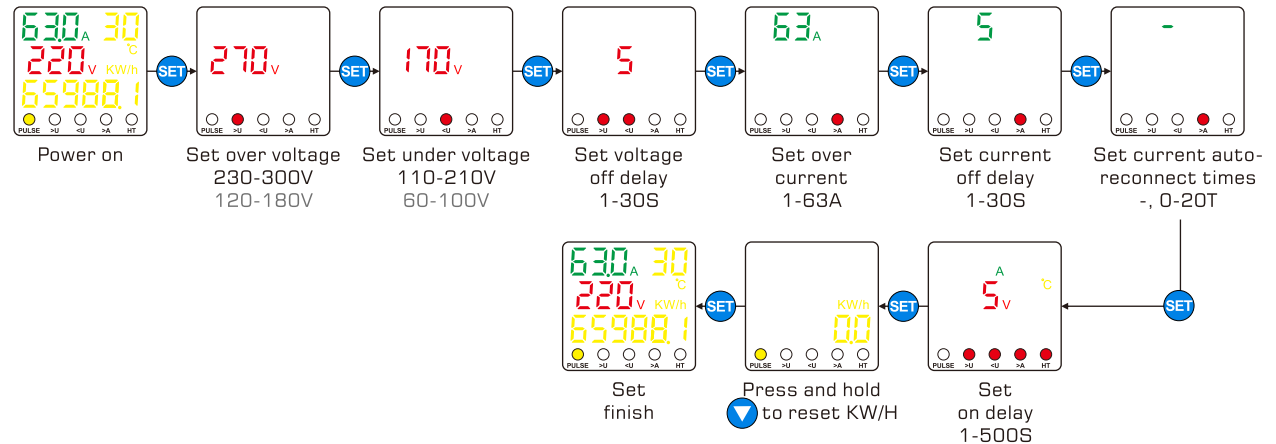
■ Internal Temperature Protection (For SP3-63N/NR/NW)



tU1 On delay time

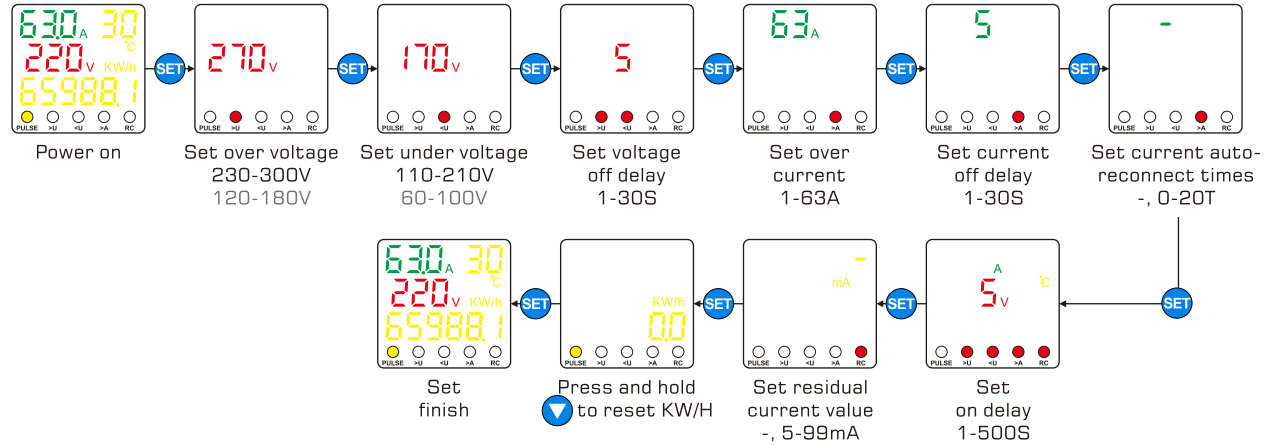
### Parameter Setting

SP3-63N

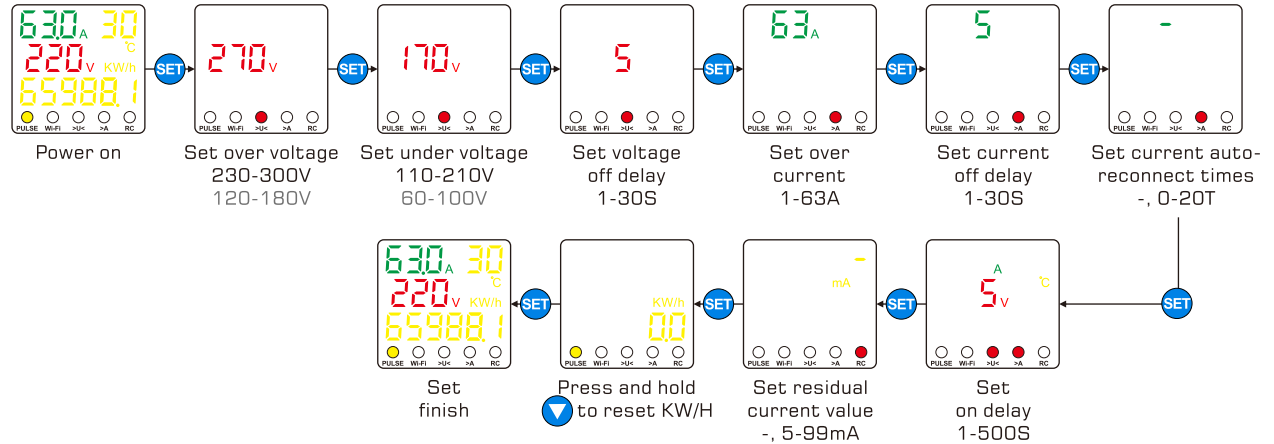


### Parameter Setting

#### SP3-63NR



#### SP3-63NW

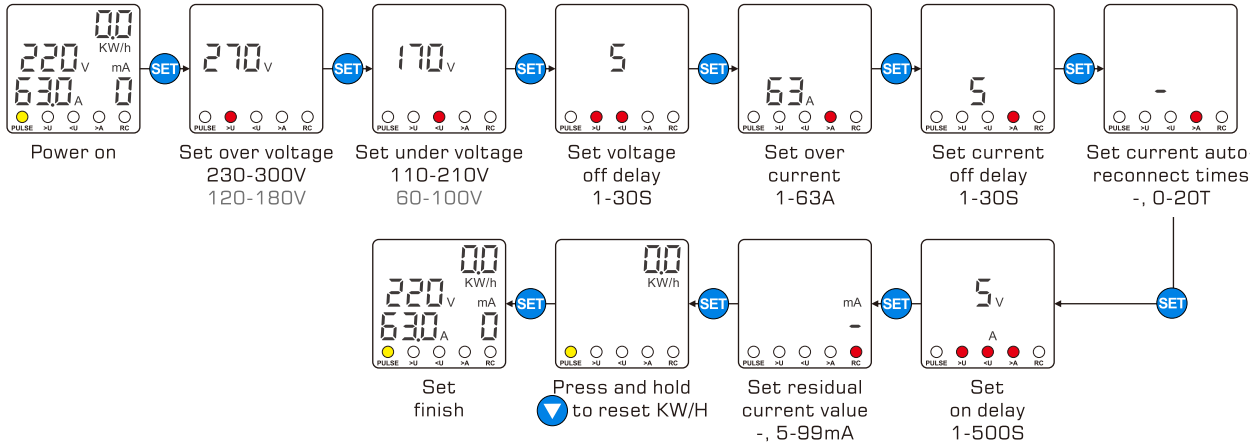


Parameter Setting



SP3-63R  
63A

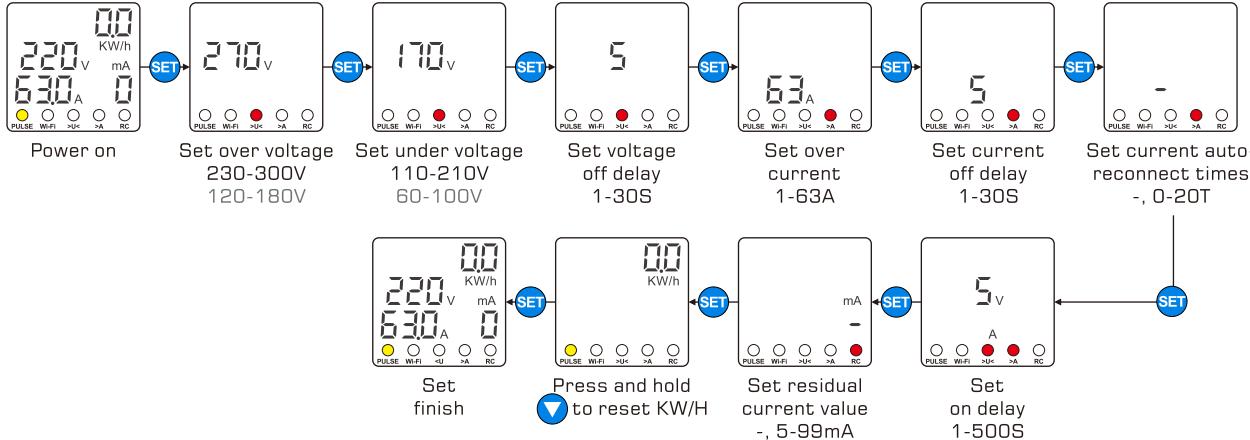
SP3-63R



SP3-63RW



SP3-63RW  
63A Wi-Fi



# SP3 Series

Auto-reconnect Adjustable Voltage Current Protector with Meter

## Parameter Setting

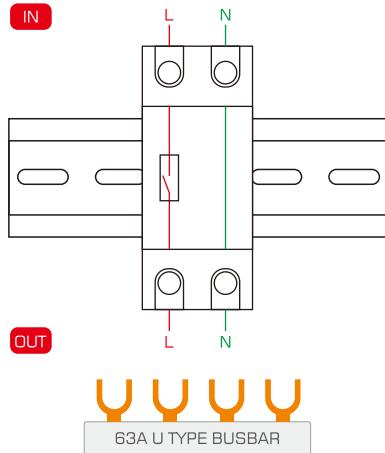
The parameters in gray color are based on American Standard.

Press **SET** to enter setup mode, and press and hold **SET** to restore the factory setting.

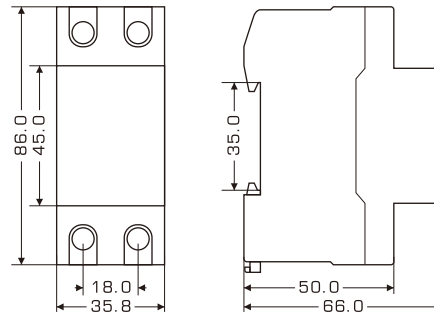
Press and hold **NET** to configure the network.

Press **▲** **▼** to adjust the parameters and long press for quick adjustment.

## Wiring Diagram & Installation



## Overall Dimensions







SP4-80V  
40/63/80A



SP4-80VA  
40/63/80A

### Description

SP4 series auto-reconnect adjustable voltage (current) protector provides the protections of over-voltage and under-voltage (and over-current), with the advantages of high accuracy, long service life, wide application voltage, fast response speed, strong anti-interference ability (EMC passed), color digital display and adjustable parameters by adopting the advanced micro-controller and non-volatile memory, the powerful algorithm and the high-quality components, widely used in various environments such as household, commercial and industrial.

### Basic Parameters

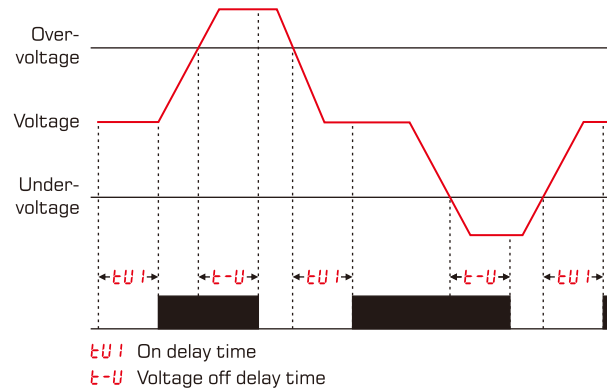
Working voltage	60-400V AC 45-60Hz		
Rated current	40A	63A	80A
Max. current	40A	90A	90A

Power consumption	<2VA
Ambient temperature	-25°C-65°C
Electro-mechanical life	100,000 cycles

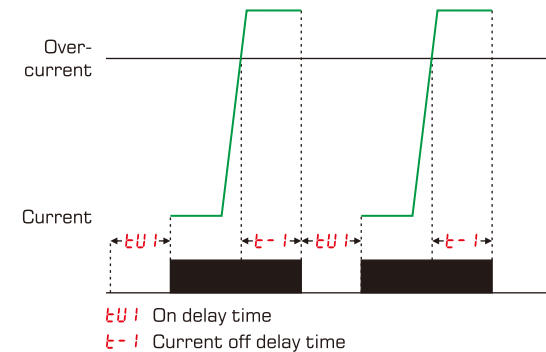
\* Customization is accepted.

### Function Diagram

#### ■ Voltage Protection



#### ■ Current Protection (For SP4-80VA only)

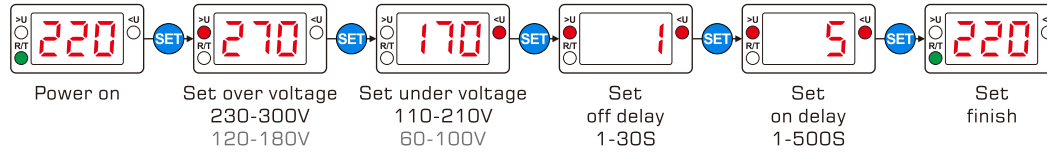


# SP4 Series

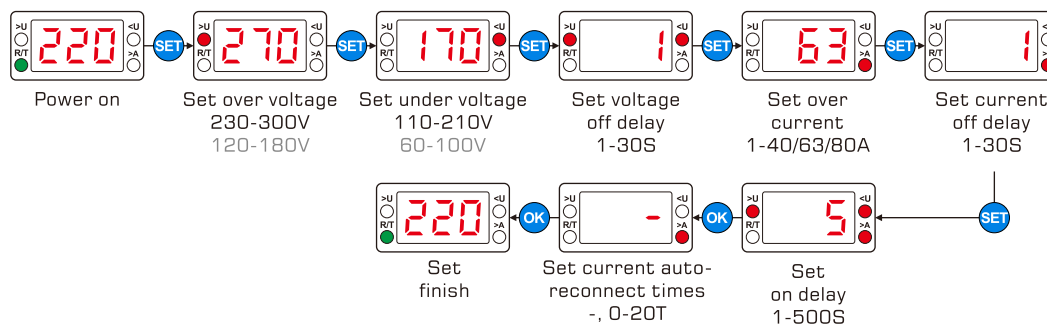
Auto-reconnect Adjustable Voltage (Current) Protector

## Parameter Setting

### SP4-80V



### SP4-80VA



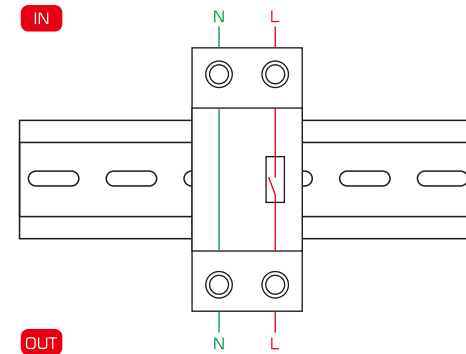
The parameters in gray color are based on American Standard.

Press **SET** to enter setup mode.

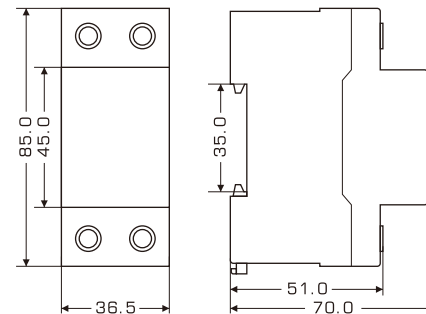
Press and hold **SET** to restore the factory setting.

Press **▲** **▼** to adjust the parameters and long press for quick adjustment.

## Wiring Diagram & Installation



## Overall Dimensions



starasian



SP5-63  
20.8/40/63A

## Description

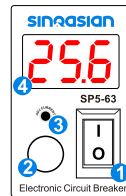
SP5 series electronic circuit breaker provides the protection of over-current, with the advantages of high accuracy, long service life, wide application voltage, fast response speed, strong anti-interference ability (EMC passed), color digital display and adjustable parameters by adopting the advanced micro-controller and non-volatile memory, the powerful algorithm and the high-quality components, widely used in various environments such as household, commercial and industrial.

## Basic Parameters

Working voltage	60-400V AC 45-60Hz			Power consumption	<2VA
Rated current	1/2-20.8A	1-40A	1-63A	Ambient temperature	-25°C-65°C
Max. current	40A	50A	80A	Electro-mechanical life	100,000 cycles

\* Customization is accepted.

## Function Diagram



- ① Power switch
- ② Lamp
- ③ Adjust button
- ④ Current display

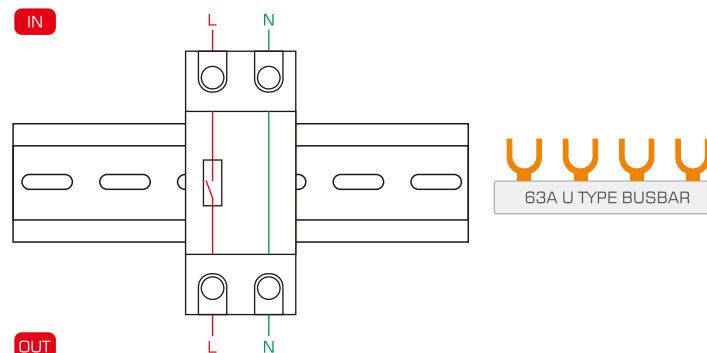
Turn power switch on, press the button in the first 10S to set the current.

When the current exceeds 1.025\*set current, the breaker will shut off in 15S (2-20.8A, =<60 secs) and the display shows 'Err'.

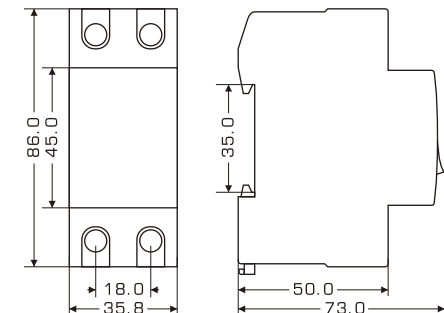
When the current exceeds 3\*set current or max current, the breaker will shut off immediately and the display shows '---'.

The breaker will repeat to auto-reconnect and shut off until the current goes below set current.

## Wiring Diagram & Installation



## Overall Dimensions



# SP6 Series

Auto-reconnect Adjustable Voltage (Current) Protector

starasian



SP6-16V  
16A



SP6-16VA  
16A

## Description

SP6 series auto-reconnect adjustable voltage (current) protector provides the protections of over-voltage and under-voltage (and over-current), with the advantages of high accuracy, long service life, wide application voltage, fast response speed, strong anti-interference ability (EMC passed), color digital display and adjustable parameters by adopting the advanced micro-controller and non-volatile memory, the powerful algorithm and the high-quality components, widely used in various environments such as household, commercial and industrial.

## Basic Parameters

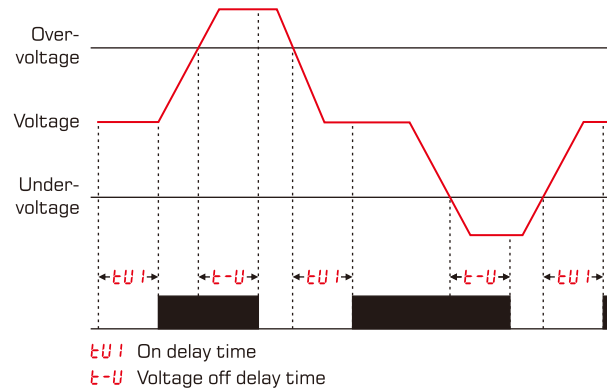
Working voltage	60-400V AC 45-60Hz			
Rated current	16A	40A	63A	80A
Max. current	16A	40A	90A	90A

\* Customization is accepted.

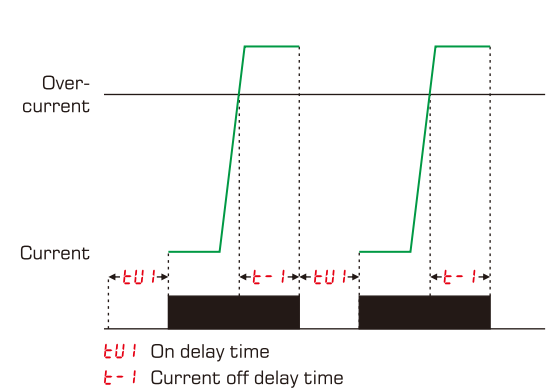
Power consumption	<2VA
Ambient temperature	-25°C-65°C
Electro-mechanical life	100,000 cycles

## Function Diagram

### Voltage Protection



### Current Protection (For SP6-16VA/SP6-80VA only)

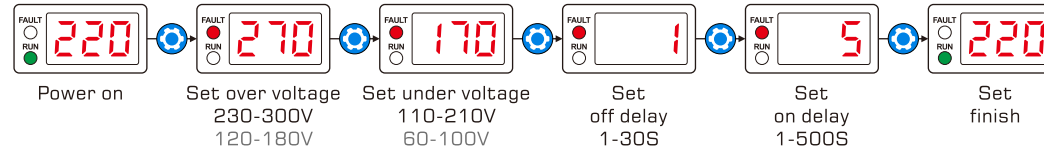




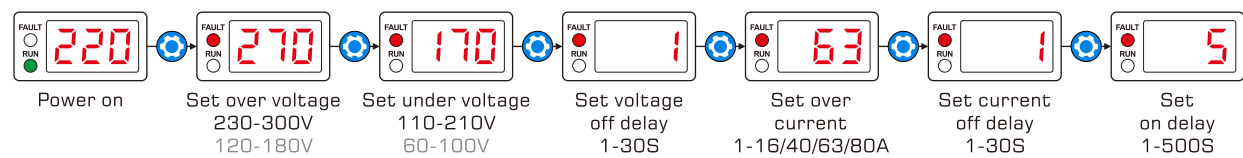
### Parameter Setting



SP6-12V/SP6-80V



SP6-12VA/SP6-80VA

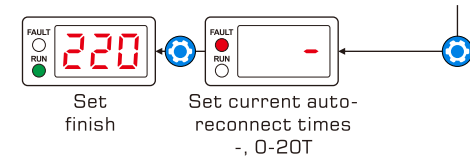


The parameters in gray color are based on American Standard.

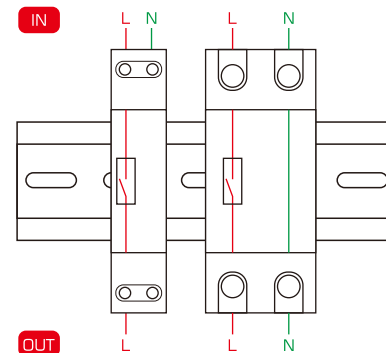
Press to enter setup mode.

Press and hold to restore the factory setting.

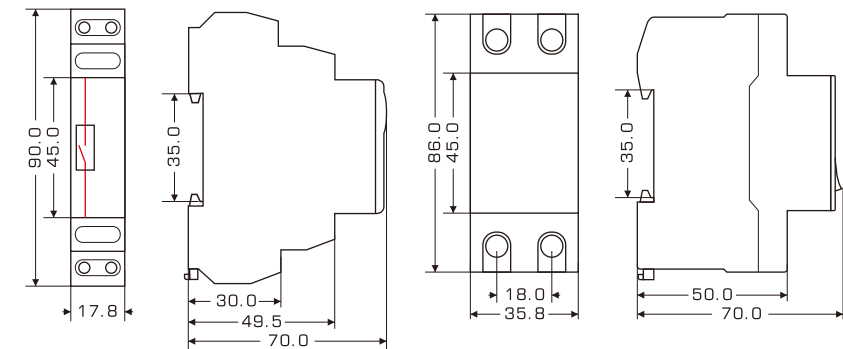
Press to adjust the parameters and long press for quick adjustment.



### Wiring Diagram & Installation



### Overall Dimensions



# SP7 Series

Electronic Circuit Breaker

starasian



SP7-12  
2/3/.../12A

SP7-12D  
12A



SP7-63  
25/63A



## Description

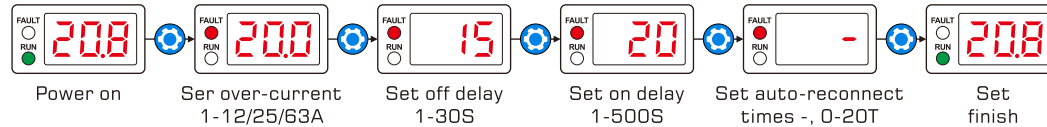
SP7 series electronic circuit breaker provides the protection of over-current, with the advantages of high accuracy, long service life, wide application voltage, fast response speed, strong anti-interference ability (EMC passed), color digital display and adjustable parameters by adopting the advanced micro-controller and non-volatile memory, the powerful algorithm and the high-quality components, widely used in various environments such as household, commercial and industrial.

## Basic Parameters

Working voltage	60-400V AC 45-60Hz				Power consumption	<2VA
Rated current	2/3/.../12A	1-12A	1-25A	1-63A	Ambient temperature	-25°C-65°C
Max. current	16A	16A	40A	80A	Electro-mechanical life	100,000 cycles

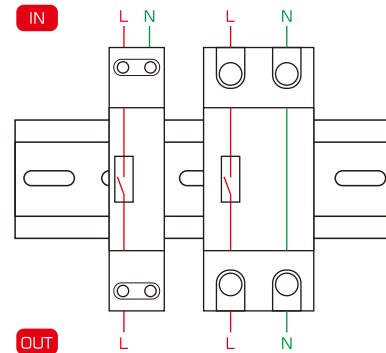
\* Customization is accepted.

## Function Diagram

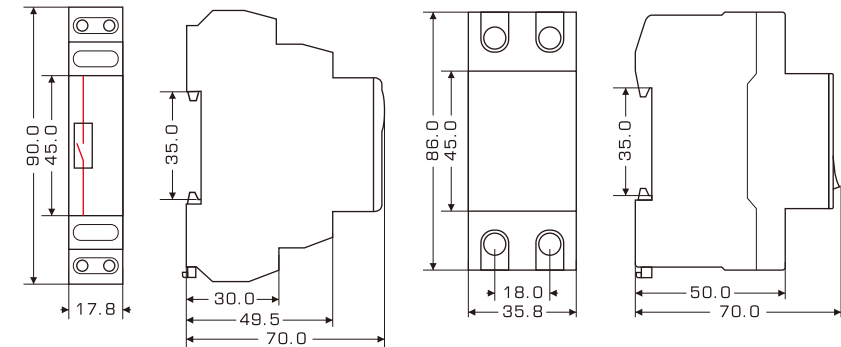


Press and hold to restore the factory setting. Refer to SP5 for more details about display.

## Wiring Diagram & Installation



## Overall Dimensions



PROTECTED BY PATENT



SP8-100S  
63A



SP8-100S  
80/100A

### Description

SP8 series auto-reconnect adjustable voltage current protector provides the protections of over-voltage, under-voltage and over-current (voltage asymmetry and phase sequence), with the advantages of high accuracy, long service life, wide application voltage, fast response speed, strong anti-interference ability (EMC passed), color digital display and adjustable parameters by adopting the advanced micro-controller and non-volatile memory, the powerful algorithm and the high-quality components, widely used in various environments such as household, commercial and industrial.

### Basic Parameters

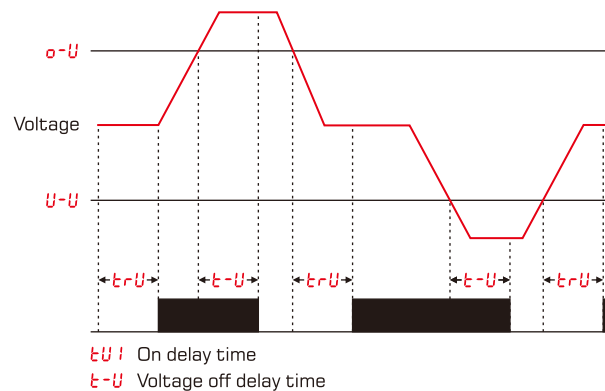
Working voltage	60-400V (L-N), 100-690V (L-L) AC 45-60Hz		
Rated current	63A	80A	100A
Max. current	90A	90A	100A

Power consumption	<2VA
Ambient temperature	-25°C-65°C
Electro-mechanical life	100,000 cycles

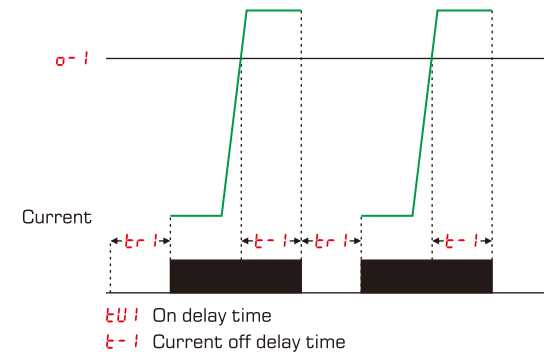
\* Customization is accepted.

### Function Diagram

#### ■ Voltage Protection



#### ■ Current Protection



# SP8 Series

Auto-reconnect Adjustable Voltage Current Protector



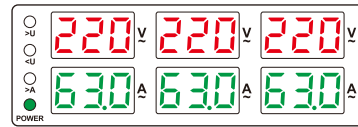
SP8-100T  
63A



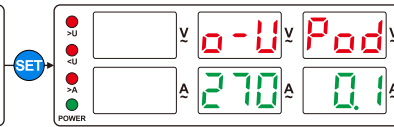
SP8-100T  
80/100A

## Parameter Setting

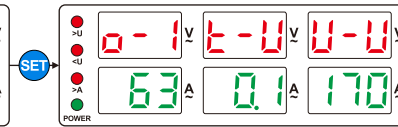
SP8-100S (Single-mode SPN)



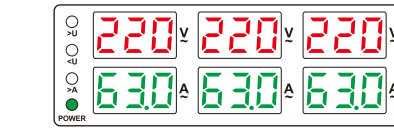
Power on



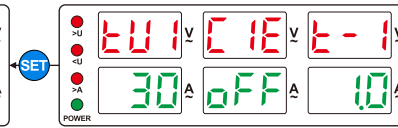
Set power on delay time 1-500S  
Set over voltage 230-300V 120-180V



Set under voltage 110-210V 60-110V  
Set voltage off delay time 0.1-30.0S  
Set over current 1-63/80/100A

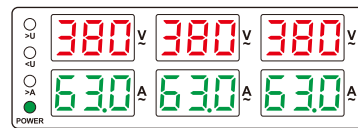


Set finish

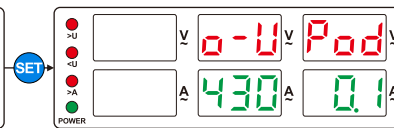


Set current off delay time 0.1-30.0S  
Set continuous current fault auto-reconnect times OFF-0-20T  
Set auto-reconnect delay time 1-500S

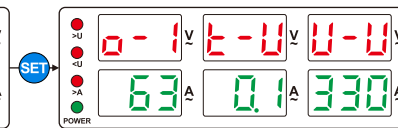
SP8-100T (Single-mode TPN)



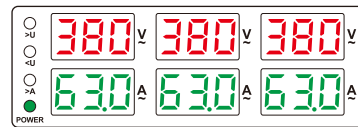
Power on



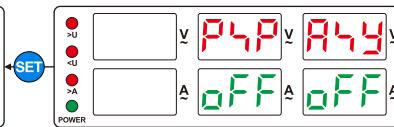
Set power on delay time 1-500S  
Set over voltage 390-500V 230-300V



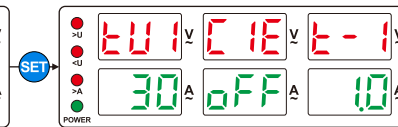
Set under voltage 140-370V 110-210V  
Set voltage off delay time 0.1-30.0S  
Set over current 1-63/80/100A



Set finish



Set voltage asymmetry OFF-20-90V  
Phase sequence protection switch ON/OFF

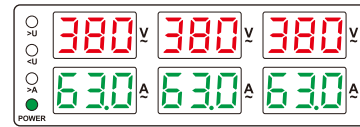


Set current off delay time 0.1-30.0S  
Set continuous current fault auto-reconnect times OFF-0-20T  
Set auto-reconnect delay time 1-500S

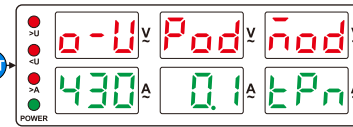


### Parameter Setting

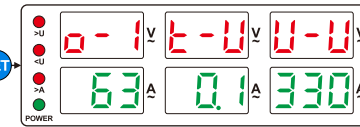
SP8-100D (Dual-mode TPN/SPN)



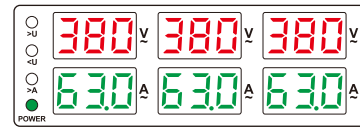
Power on



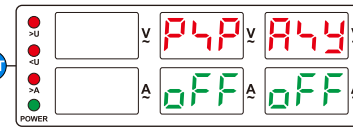
Select use mode TPN/SPN  
Set power on delay time 1-500S  
Set over voltage  
TPN: 390-500V 230-300V  
SPN: 230-300V 120-180V



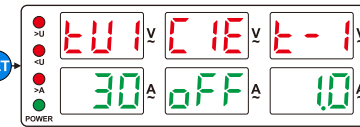
Set under voltage  
TPN: 140-370V 110-210V  
SPN: 110-210V 60-100V  
Set voltage off delay time 0.1-30.0S  
Set over current 1-63/80/100A



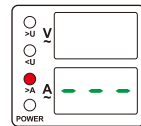
Set finish



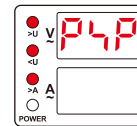
Set voltage asymmetry OFF-20-90V  
Phase sequence protection switch ON/OFF  
(For TPN mode only)



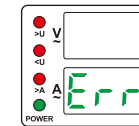
Set current off delay time 0.1-30.0S  
Set continuous current fault auto-reconnect times OFF-0-20T  
Set auto-reconnect delay time 1-500S



Continuous current faults



Incorrect phase sequence



Relay fault

The parameters in gray color are based on American Standard.

Press **SET** to enter setup mode and press **POWER** to save and exit.

Press and hold **POWER** to enter/quit switch mode.

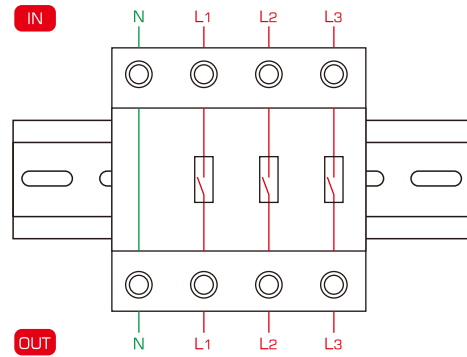
Press and hold **SET** to restore the factory setting.

Press **▲** **▼** to adjust the parameters and long press for quick adjustment.

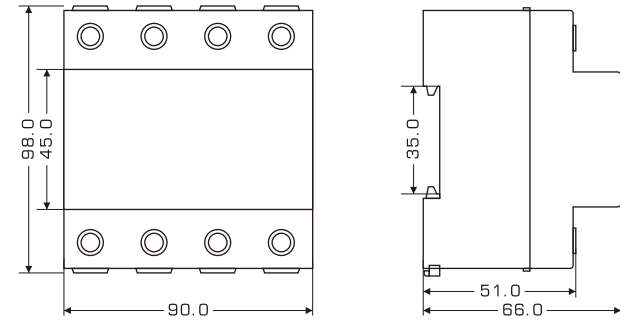
# SP8 Series

Auto-reconnect Adjustable Voltage Current Protector

## Wiring Diagram & Installation




## Overall Dimensions





SP11-100T  
63A



SP11-100T  
80/100A

### Description

SP11 series intelligent triple power changeover switch is designed to supply an single-phase 110V or 220V load from the main power supply in order to maintain the stable uninterrupted power supply of essential single-phase load and protect it against the unallowed voltage variations in the main power supply.

According to the presence and quality of voltage in different phase, it will select the optimum phase and switch the single-phase load to this phase, with the advantages of high accuracy, long service life, wide application voltage, fast response speed, strong anti-interference ability (EMC passed), color digital display and adjustable parameters by adopting the advanced micro-controller and non-volatile memory, the powerful algorithm, the high-quality components and the patent-protected overall design, widely used in various environments such as household, commercial and industrial.

### Basic Parameters

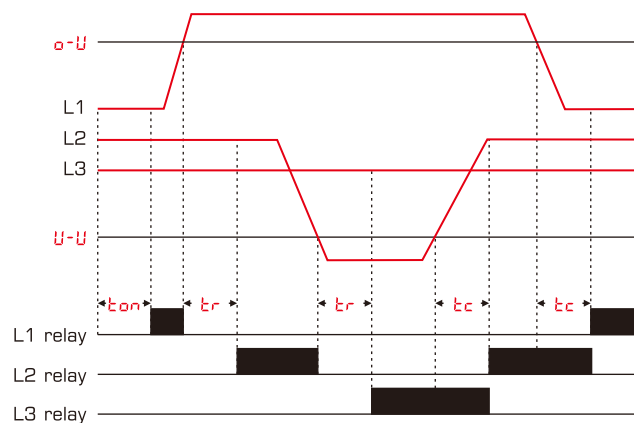
Working voltage	60-400V (L-N), 100-690V (L-L) AC 45-60Hz		
Rated current	63A	80A	100A
Max. current	90A	90A	100A

Power consumption	<2VA
Ambient temperature	-25°C-65°C
Electro-mechanical life	100,000 cycles

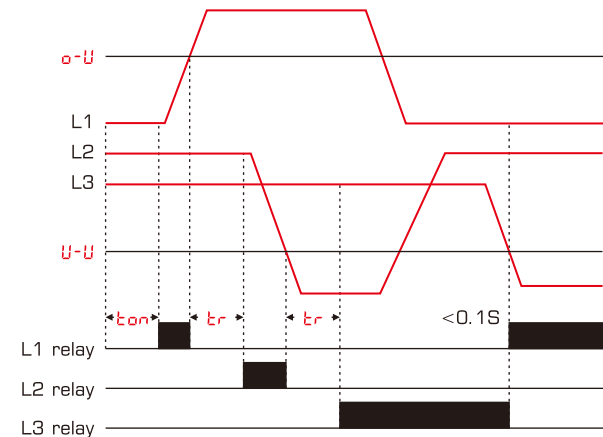
\* Customization is accepted.

### Function Diagram

■  $t_r$  set at 0-200S



■  $t_r$  set at OFF




# SP11 Series

Intelligent Triple Power Changeover Switch

starasian



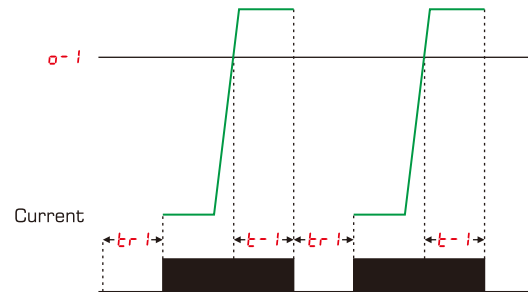
SP11-100Ti  
63A



SP11-100Ti  
80/100A

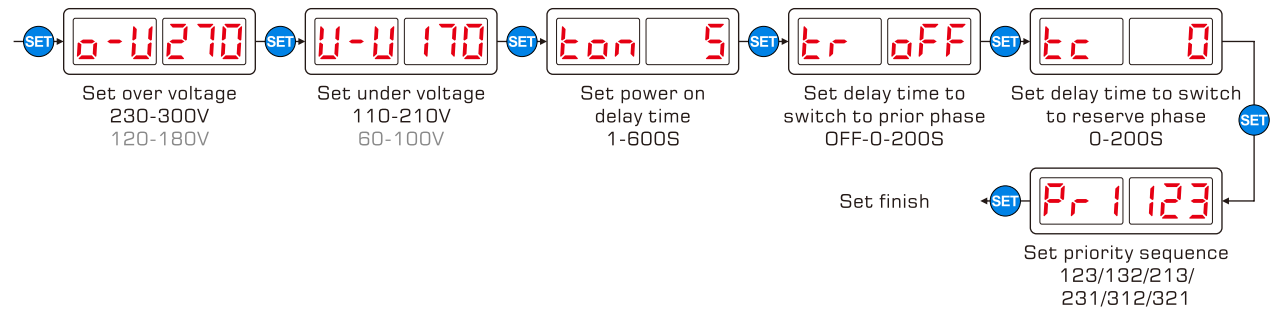
## Function Diagram

■ Current Protection (For SP11-80Ti only)



## Parameter Setting

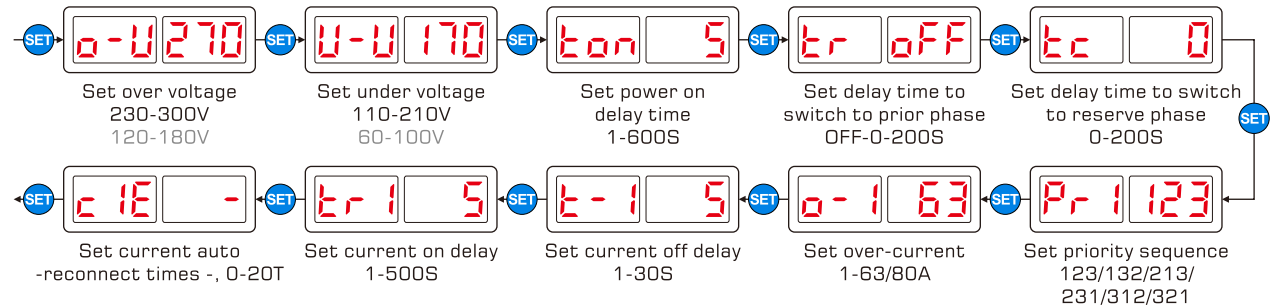
SP11-100T





### Parameter Setting

SP11-100Ti



The parameters in gray color are based on American Standard.

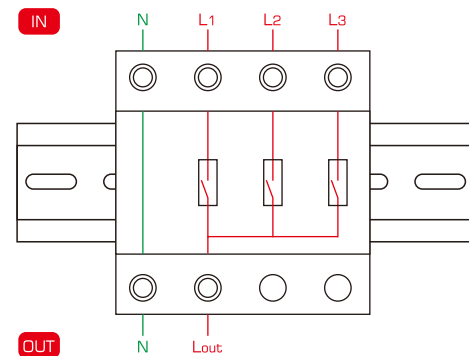
Press **SET** to enter setup mode and press **⏻** to save and exit.

Press and hold **⏻** to enter/quit switch/manual mode.

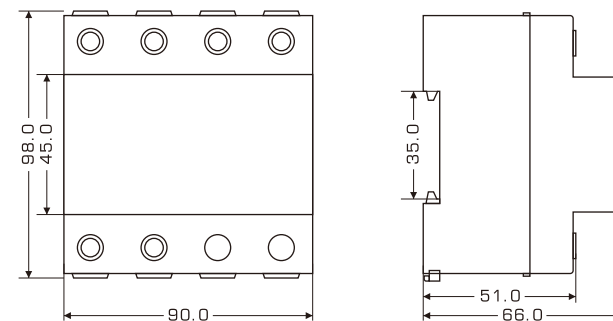
Press and hold **SET** to restore the factory setting.

Press **⬆** **⬇** to adjust the parameters and long press for quick adjustment.

### Wiring Diagram & Installation



### Overall Dimensions



# SVP-7 Series

Socket Voltage Protector



SVP-7



SVP-7N

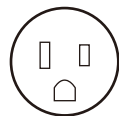


SVP-7D

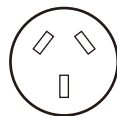
## Basic Parameters

Mode code	SVP-7	SVP-7N	SVP-7D
Rated current	10/15A		10/15A
Over-voltage	270V 135V		230-300V (Default 270V) 120-170V (Default 135V)
Under-voltage	170V 90V		110-210V (Default 170V) 60-110V (Default 90V)
Voltage on delay time	180S		1-999S (Default 30S)
Voltage off delay time	0.5S		
Surge suppression	180J		
Power consumption	<2W		
Temperature	-25°C-65°C		

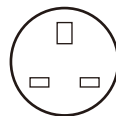
\* For category AC-1.



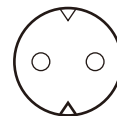
US



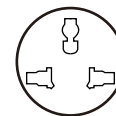
AUS



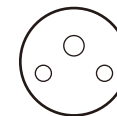
BS



EU



Universal

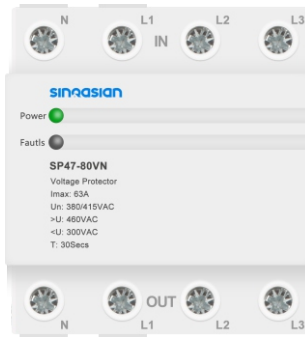


India



SP47-80V

In: 40A/63A/80A  
OU: 270V 135V  
UU: 180V 85V  
Ton: 30S  
Toff: 0.5S



SP47-80VN

In: 40A/63A/80A  
OU: 460V 270V  
UU: 300V 170V  
Ton: 30S  
Toff: 0.5S



SVM-1

80-500V



SVM-3

80-500V



SDM1-100

80-300V  
200-500V  
0-63A (Built-in)  
100A (External)



SDM2-100

80-300V  
200-500V  
0-63A (Built-in)  
100A (External)



SVP-1

In: 10/15A  
OU: 250V 135V  
UU: 165V 85V  
Ton: 180S  
Toff: 0.5S



SVP-2

In: 10/15A  
OU: 250V 135V  
UU: 165V 85V  
Ton: 180S  
Toff: 0.5S



SVP-2D

In: 10/15A  
OU: 220-280V 100-210V  
UU: 110-210V 80-100V  
Ton: 5-999S  
Toff: 0.5S



SVP-3D

In: 10/15A  
OU: 220-280V 100-210V  
UU: 110-210V 80-100V  
Ton: 5-999S  
Toff: 0.5S



AVS-30

In: 30A  
OU: 230-270V  
UU: 150-220V  
Ton: 5-600S  
Toff: 0.5S



AVS-30D

In: 30A  
OU: 230-270V  
UU: 150-220V  
Ton: 5-600S  
Toff: 0.5S

# Contents

**C1**  
PAGE  
SR1  
Series

**C2**  
PAGE  
SR2  
Series

**C7**  
PAGE  
SR3  
Series

**C9**  
PAGE  
SR4  
Series

**C10**  
PAGE  
SR5  
Series

**C11**  
PAGE  
SR6  
Series

**C12**  
PAGE  
SR7  
Series

**C15**  
PAGE  
SR8  
Series


**C16**  
PAGE  
SR9  
Series

starasian

sinasian

asianstar

iTekniko



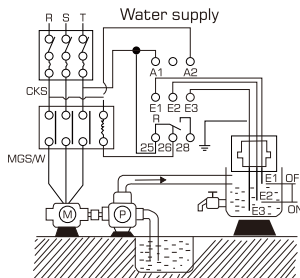
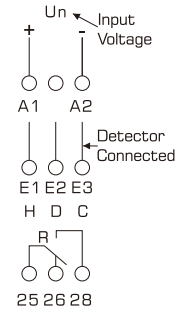
SR1312H33

## Specification

Mode code	SR1008/1108	SR1012/1112	SR1024/1124
Output characteristics	SPDT		
Rated current	5A		
Rated voltage	220: 220VAC; D24: 24VDC; A24: 24VAC; H33: 24-240VAC/DC; ...		
Output voltage	8V	12V	24V
Application	Liquid with low intrinsic resistance, such as salt water, sewage and acid-base liquid medicine	Normal purified water and sewage	Liquid with high intrinsic resistance, such as distilled water

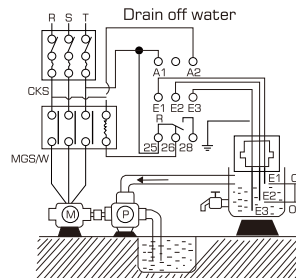
## Specification

Mode code	SR1312H33
Output characteristics	SPDT
Rated current	5A
Rated voltage	220: 220VAC; D24: 24VDC; A24: 24VAC; H33: 24-240VAC/DC; ...
Sensitivity	5K-100K $\Omega$
Delay time	0.5-10S



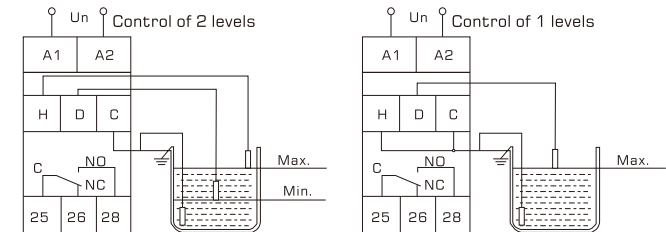
Water supply wiring diagram

When water reaches E1, motor stops automatically and when water drains below E2, motor operates automatically. When motor operations, lamp is OFF.



Drainage wiring diagram

When water reaches E1, motor starts automatically and when water drains below E2, motor stops automatically. When motor operations, lamp is ON.



**Water supply:** When water reaches D, motor stops working; When water drains below D, the relay starts; When the time is up, motor starts working.

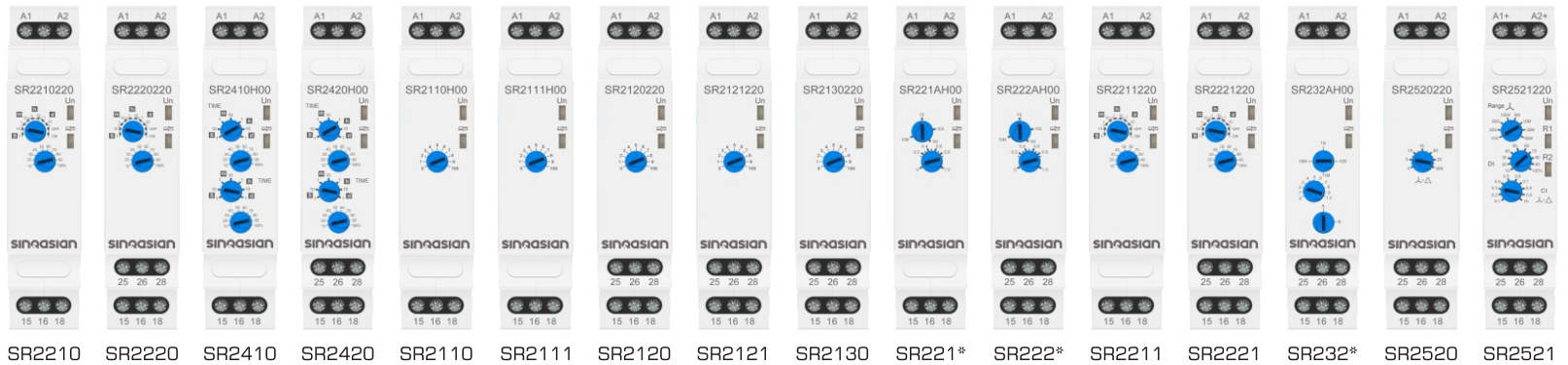
**Drainage:** When water reaches D, motor starts working; When water drains below D, the relay starts; When the time is up, motor stops working.



# SR2 Series

Time Relay

starasian



## Description

SR2 series time relay is an automatic control unit, which can be combined with other various electrical equipments to realize automatic control to the running circuit.

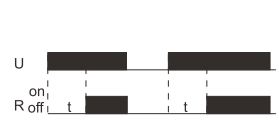
When a preset time is over, the contact output will be closed or opened, so that the terminal electrical equipment can run or stop automatically.

This series of time relay has the advantages of wide operating voltage range, clear working instructions, small volume, uniform size, easy installation, etc, and widely used in industrial machinery, illumination, manufacturing, HVAC system, food and agriculture.

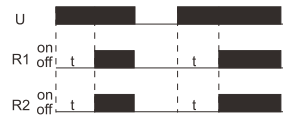
## Specification

Mode code	SR2210	SR2220	SR2410	SR2420	SR2110	SR2111	SR2120	SR2121	SR2130	SR221*	SR222*	SR2211	SR2221	SR232*	SR2520	SR2521
Output Characteristics	Multi-period		Multi-period circulation		On delay	Off delay	On delay	Off delay	1 inst. 1 delay	Multi-period, time-delay					1 inst. 1 delay	Multi-period
Characteristics	SPDT	DPDT	SPDT	DPDT	SPDT	DPDT	DPDT	DPDT	DPDT	SPDT	DPDT	SPDT	DPDT	A/B mode	DPDT	DPDT
Rated current	5A/16A														5A	
Working voltage	Single voltage: AC/DC 12V/24V/110V/220V..														AC110V	AC 85V
Rated voltage	Wide voltage: AC/DC 12-240V														AC 220V	-240V
Time range	0.1S-10D				1/3/6/10/30/60S 3/6/10/30/60M 3/6/10/30/60H... (Customized)					*: A/B/C/D/E B: 3S/30S/3M/30M D: 1M/10M/1H/10H		A: 1S/10S/1M/10M C: 6S/60S/6M/60M E: 3M/30M/3H/30H		30/60S Change time: 0.5S	1S-60M Change time: 0.1-10S	

Timing Chart



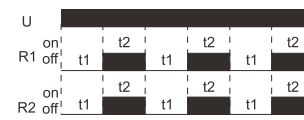
SR2210



SR2220



SR2410



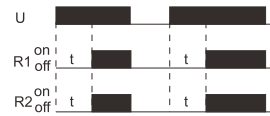
SR2420



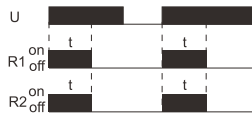
SR2110



SR2111



SR2120



SR2121



SR2130



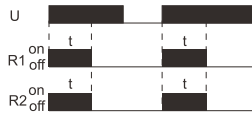
SR221\*



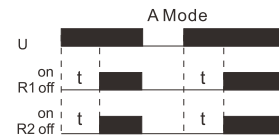
SR222\*



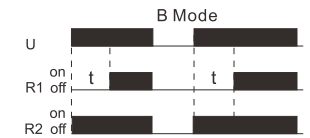
SR2211



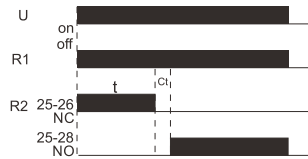
SR2221



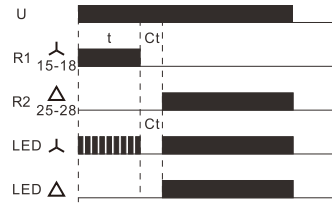
SR232\*



SR232\*



SR2520



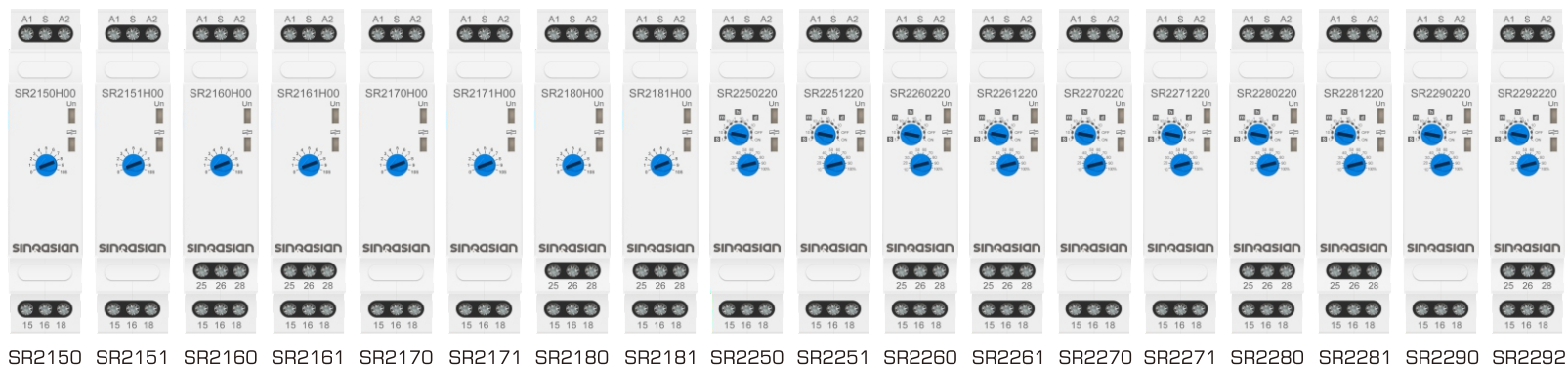
SR2521



# SR2 Series

Trigger Time Relay

starasian

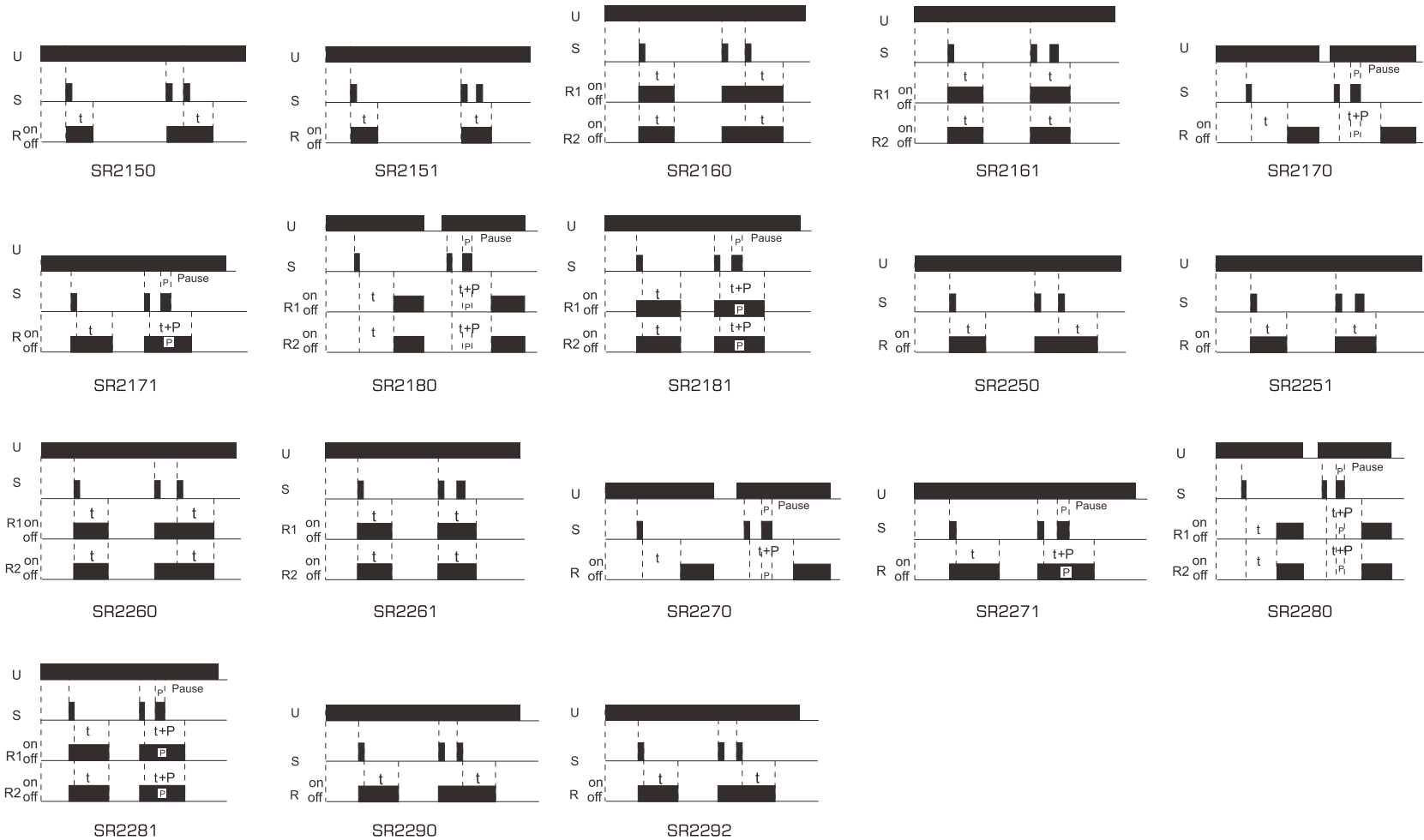


## Specification

Mode code	SR2150	SR2151	SR2160	SR2161	SR2170	SR2171	SR2180	SR2181
Output	SPDT		DPDT		SPDT		DPDT	
Characteristics	Single-period							
Rated current	5A/16A							
Working voltage	Single voltage: AC/DC 12V/24V/110V/220V..							
Rated voltage	Wide voltage: AC/DC 12-240V							
Time range	1/3/6/10/30/60S 3/6/10/30/60M 3/6/10/30/60H... (Customized)							

Mode code	SR2250	SR2251	SR2260	SR2261	SR2270	SR2271	SR2280	SR2281	SR2290	SR2292
Output	SPDT		DPDT		SPDT		DPDT		SPDT	DPDT
Characteristics	Multi-period									
Rated current	5A/16A									
Working voltage	Single voltage: AC/DC 12V/24V/110V/220V..									
Rated voltage	Wide voltage: AC/DC 12-240V									
Time range	0.1S-10D									

Timing Chart



# SR2 Series

Multi-function Time Relay

starasian



SR231TH00



SR232TH00

## Specification

Mode code	SR231TH00	SR232TH00
Output Characteristics	SPDT	DPDT
Rated current	16A @240VAC 24VDC	
Rated voltage	AC/DC 12-240V	
Operating range	85%-110% of nominal	
Mini switching current	100mA	
Functions available	10	
Time scales	10	
Time range	0.1S-10D	
Reset time	150ms	
Mini. trigger pulse length	-50ms	

## Timing Chart



A: On delay power on



B: Repeat cycle starting off



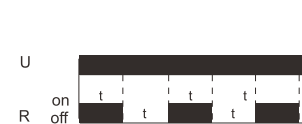
C: Interval power on



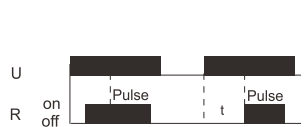
D: Off delay S break



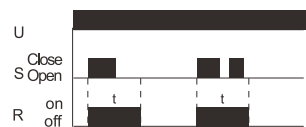
E: Retriggerable one shot



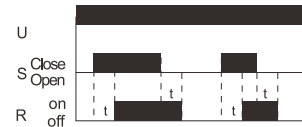
F: Repeat cycle starting ON



G: Pulse generator



H: One shot

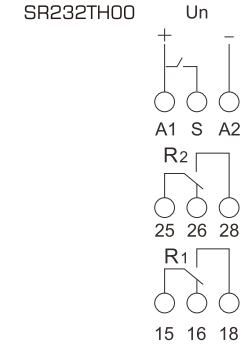
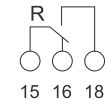
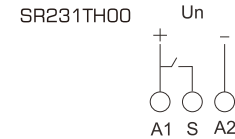


I: On/off delay S make/break




J: Memory latch S make

## Wiring Diagram



\* More functions can be customized.



## Description

SR3 series light activated switch is used to turn on or off electrical equipment according to the change of light intensity. The action threshold can be set according to the demand. When the ambient brightness decreases and drops below the selected threshold, the control contact is closed; When the ambient brightness increases and rises above the selected threshold, it opens. Suitable for installation on 35mm DIN rail in accordance with EN 60715 standard. Widely used in lighting or lighting control systems.

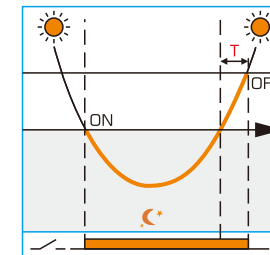
## Specification

SR3110	SR3120	SR3111	Lighting
2300W		5500W	Incandescent lamp 230V
2300W		5500W	Halogen lamp 230V
2300W		5500W	Fluorescent tube
8X40W (4.7 $\mu$ F), 6X58W (7 $\mu$ F) 2X100W (18 $\mu$ F)		15X40W (4.7 $\mu$ F), 10X58W (7 $\mu$ F) 4X100W (18 $\mu$ F)	Parallel compensated fluorescent tube, max. 400W (42 $\mu$ F)
12X7W, 8X11W, 4X20W		20X7, 15X11W, 8X20W	Compact fluorescent lamp (CFL), max. 90W
1000VA		1800VA	Non-corrected mercury vapor lamp
400VA (42 $\mu$ F)		700VA (42 $\mu$ F)	Parallel-corrected mercury vapor lamp
1000VA		1800VA	Non-corrected sodium vapor lamp
400VA (42 $\mu$ F)		700VA (42 $\mu$ F)	Parallel-corrected sodium vapor lamp
20W		40W	LED up to 2W
55W		90W	LED between 2W and 8W
16A@250VAC; AC 110V 220V			Contact load and working voltage



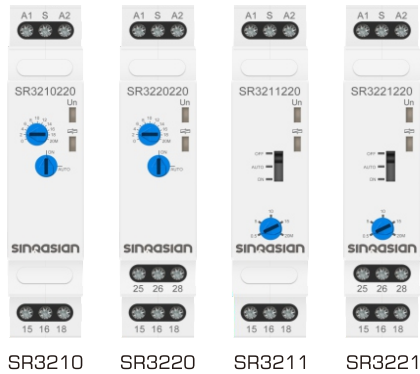
Photosensitive  
sensor

Night		: 2 Lux
Rain		: 20 Lux
Overcast		: 35 Lux
Cloudy		: 100 Lux



# SR3 Series

Staircase Light Time Switch



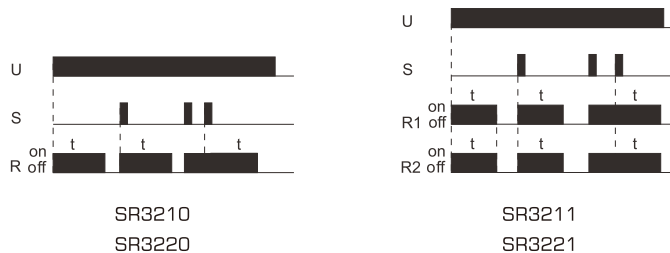
## Description

When the switch is triggered, the control contact is closed, the lighting is on, and the delay begins, and when the specified time is up, the control contact is disconnected and the lighting is off, widely used to lighting or lighting control system.

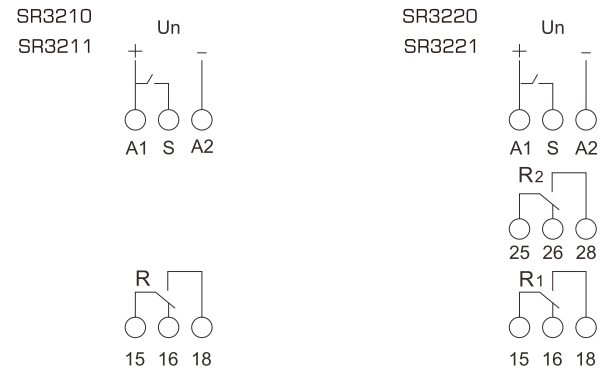
## Specification


Mode code	SR3210	SR3220	SR3211	SR3221
Output Characteristics	SPDT	DPDT	SPDT	DPDT
Rated current	5A/16A			
Working voltage	AC 110V 220V			
Time range	1S/2S/.../1M/2M/.../1H/2H/.../30H/...		0.5-20M	

## Timing Chart



## Wiring Diagram



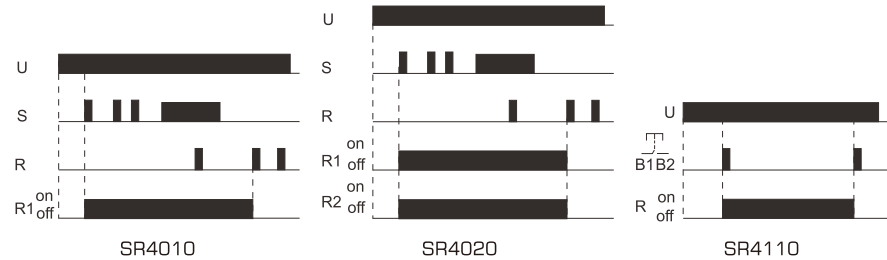


SR4010 SPDT    SR4020 DPDT    SR4110 SPDT    SR4210 SPDT    SR4220 DPDT    SR4221 DPDT    SR4222 DPDT    SR4223 DPDT

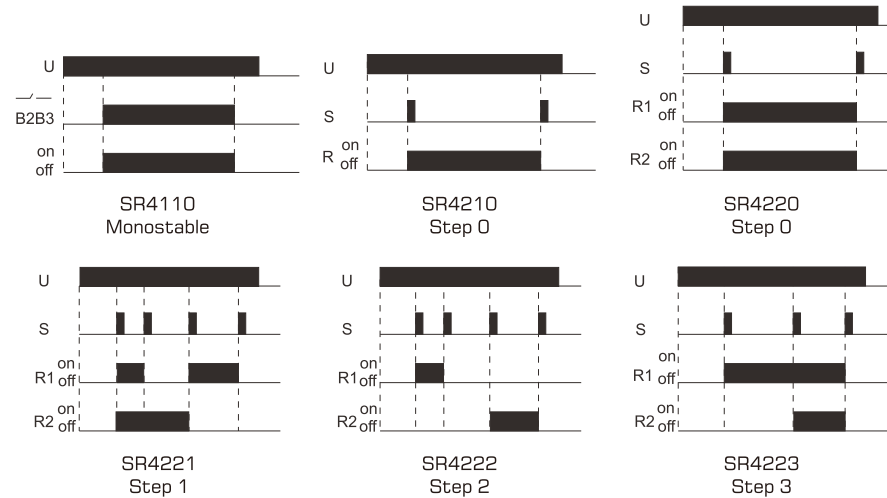
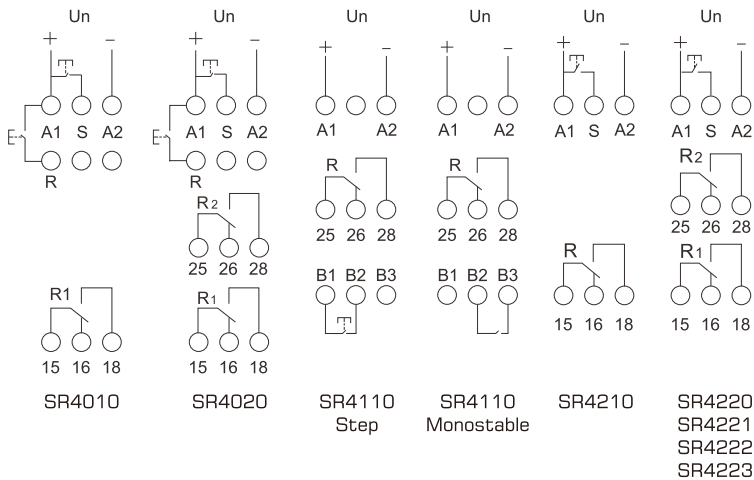
## Specification

Rated current	5A/16A
Working voltage	Single voltage: AC/DC 12V/24V/110V/220V... Wide voltage: AC/DC 12-240V

## Timing Chart



## Wiring Diagram



# SR5 Series

Switching Power Supply

starasian



SR5111805 SR5111812 SR5111815 SR5111824 SR5111848

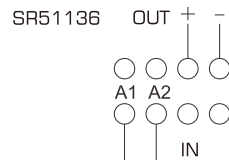
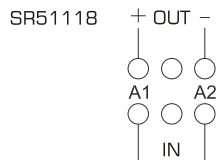


SR5113605



SR5113612 SR5113615 SR5113624 SR5113648

## Wiring Diagram



## Specification

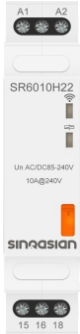
Model code	SR5111805	SR5111812	SR5111815	SR5111824	SR5111848	SR5113605	SR5113612	SR5113615	SR5113624	SR5113648
------------	-----------	-----------	-----------	-----------	-----------	-----------	-----------	-----------	-----------	-----------

OUTPUT										
DC voltage	5V	12V	15V	24V	48V	5V	12V	15V	24V	48V
Rated current	2.4A	1.25A	1A	0.63A	0.32A	3A	2A	2A	1.5A	0.75A
Rated power	12W	15W	15W	15.2W	15.4W	15W	24W	30W	36W	36W
Max ripple & noise	80mVp-p	120mVp-p	120mVp-p	150mVp-p	240mVp-p	80mVp-p	120mVp-p	120mVp-p	150mVp-p	240mVp-p
Voltage range	4.5-5.5V	10.8-13.8V	13.5-18V	21.6-29V	43.2-55.2V	4.5-5.5V	10.8-13.8V	13.5-18V	21.6-29V	43.2-55.2V
Voltage accuracy	±2.0%	±1.0%	±1.0%	±1.0%	±1.0%	±2.0%	±1.0%	±1.0%	±1.0%	±1.0%
Linear adjustment rate	±1.0%	±1.0%	±1.0%	±1.0%	±1.0%	±1.0%	±1.0%	±1.0%	±1.0%	±1.0%
Load adjustment rate	±1.0%	±1.0%	±1.0%	±1.0%	±1.0%	±1.0%	±1.0%	±1.0%	±1.0%	±1.0%
Start & rise time	2000mS, 80mS/230V AC; 2000mS, 80mS/15V AC (Under full load)									
Hold time (Typ.)	300mS/230V AC; 12mS/15V AC (Under full load)									

INPUT										
Voltage range	85-264V AC (277V AC available); 120-370V DC (390V DC available)									
Frequency range	47-63Hz									
Efficiency (Typ.)	80%	85%	85.5%	86%	87%	82%	88%	89%	89%	90%
Alternating current (Typ.)	0.25A/230V AC; 0.5A/115V AC									
Surge current (Typ.)	Cold start 45A/230V AC; 25A/115V AC									

PROTECTION	
Overload	110%-145% of rated output power
	When the output voltage <50%, it is in hiccup mode, and it can automatically recover after the abnormal load condition is removed.
	When the output voltage is 50%-100%, it is in constant current mode, and it can automatically recover after the abnormal load condition is removed.
Over-voltage	5.75-6.75V 14.2-16.2V 18.8-22.5V 30-36V 56.5-64.8V 5.75-7.5V 15-18V 18.8-22.5V 30-36V 56.5-64.8V
	Protection mode: Turn off the output, clamp by the Zener diode





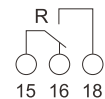
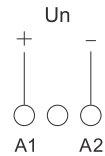
SR6010H22

### Specification

Model code	SR6010H22
Antenna & App.	Internal. Tuya/Smart life
Working voltage	85-240VAC
Rated current	10A
Output	SPDT
Characteristics	


FUNCTION	
Manual ON/OFF	Click the button on the control page to turn ON/OFF the output
Automatic timing	
- Countdown	Countdown starts after the set time, and state will change when the time is up
- Schedule	Turn ON/OFF the output at the specified time
- Circulate	The load is turned ON/OFF repeatedly within the specified time range and the duration can be set
- Random	Turn ON/OFF the output randomly within half an hour before and after the specified time
- Inching	Set the execution switch. Turn it ON on the control page, and turn it OFF when time is up
- Astronomical	Turn ON/OFF the load according to the local sunrise and sunset time.

### Wiring Diagram



# SR7 Series

## Single Phase Voltage Protection Relay




SR742SLD1 SR742SLD2 SR742SOD1 SR742SOD2 SR742SLR1 SR742SLR2 SR742SOR1 SR742SOR2 SR742SLH1 SR742SLH2 SR742SOH1 SR742SOH2 SR742S1R4 SR742S1R5 SR742SOR3 SR742SOH3

### Specification

Mode code	SR742SLD1	SR742SLD2	SR742SOD1	SR742SOD2	SR742SLR1	SR742SLR2	SR742SOR1	SR742SOR2
Working voltage	12-72V AC/DC	100-265V AC/DC	12-72V AC/DC	100-265V AC/DC	12-72V AC/DC	100-265V AC/DC	12-72V AC/DC	100-265V AC/DC
Monitor voltage	±5-30%							
Action delay	≤20S				4S			
Reset delay	0.1S				≤30S			
Hysteresis	5%							
Output characteristics	-1 Synchronous ON; -2 Synchronous OFF; -3 Asynchronous ON; -4 Asynchronous OFF							

Mode code	SR742SLH1	SR742SLH2	SR742SOH1	SR742SOH2	SR742S1R4	SR742S1R5	SR742SOR3	SR742SOH3
Working voltage	12-72V AC/DC	100-265V AC/DC	12-72V AC/DC	100-265V AC/DC	70-150V AC/DC	155-315V AC/DC	100-240V AC/DC	
Monitor voltage	±5-30%				70-150V AC/DC	155-315V AC/DC	30-300V & 60-600V AC/DC	
Action delay	4S				≤20S		≤30S	
Reset delay	0.1S				≤30S			
Hysteresis	5%-25%				2V	5V	5%	5%-25%
Output characteristics	-1 Synchronous ON; -2 Synchronous OFF; -3 Asynchronous ON; -4 Asynchronous OFF							



SR7010380 SR7210440 SR7310380 SR7110H11 SR7111H11 SR741TDA01 SR741TRA01 SR741TAA01 SR741NA01 SR7112H11 SR702B380 SR712BA01 SR722B380 SR732B380 SR742BA01 SR741FDA01 SR741FRA01 SR741FAA01

### Specification

Mode code	SR7010380	SR7210440	SR7310380	SR7110H11	SR7111H11	SR741TDA01	SR741TRA01	SR741TAA01	SR741NA01	
Phase/wire	3P/3W								3P/4W	
Over-voltage	15%	0-20%					0-30%		0-20%	
Under-voltage	15%	0-20%					0-30%		0-20%	
Action time	3S		0.1-10S		3S		0.1-10S		2S	
Reset time	0.2S						0.1-10S		0.2S	
Working voltage	110: 110VAC; 220: 220VAC; 380: 380VAC; 415: 415VAC; 440: 440VAC; H11: 208-480VAC; A01: L/N 127-254VAC or L/L 220-259VAC									
Other protections	Phase sequence & phase failure				Phase failure		Phase sequence & phase failure			
Asymmetry							15%		5%-40%	5%-15%
Mode code	SR7112H11	SR702B380	SR712BA01	SR722B380	SR732B380	SR742BA01	SR741FDA01	SR741FRA01	SR741FAA01	
Phase/wire	3P/4W	3P/3W & 3P/4W							3P/4W	
Over-voltage		15%		0-20%					0-20%	
Under-voltage		15%		0-20%					0-20%	
Action time	3S				0.1-10S			2S		
Reset time	0.2S						0.1-10S		2S	
Working voltage	110: 110VAC; 220: 220VAC; 380: 380VAC; 415: 415VAC; 440: 440VAC; H11: 208-480VAC; A01: L/N 127-254VAC or L/L 220-259VAC									
Other protections	Phase sequence & phase failure									
Asymmetry		Yes					15%		5%-40%	

# SR7 Series

Three Phase Voltage Protection Relay

starasian



SR762NA01



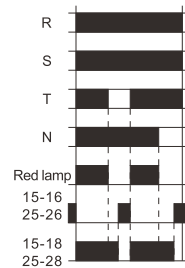
SR7620A01

## Specification

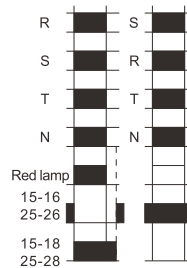
Model code	SR762NA01	SR7620A01
Phase/wire	3P/4W	3P/3W
Rated voltage	127-265V (L-N) 50/60Hz	220-459V (L-L) 50/60Hz
Relay response time	0.1-10S	
Contact rating	8A @250V AC DPDT	
Reset time	0.2S	
Over-voltage	0-30%	
Under-voltage	0-30%	
Action time	0.1-10S	
Asymmetry	5-40%	
Other protections	Phase sequence and phase failure	

## Timing Chart

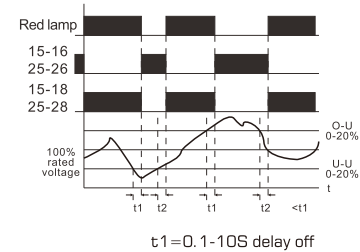
A. Phase failure



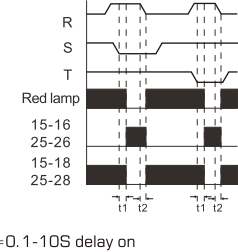
B. Phase sequence



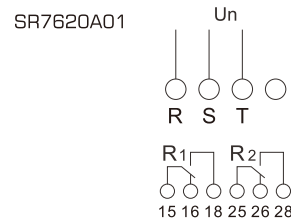
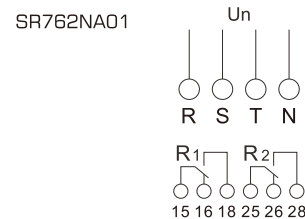
C. Over-voltage & under-voltage



D. Asymmetric voltage



## Wiring Diagram





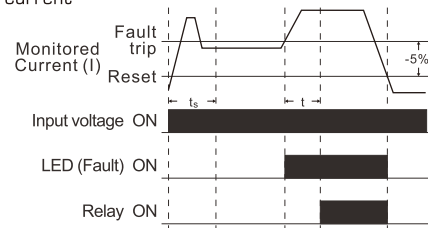
SR8413A10 SR8413B10 SR8413C10

### Specification

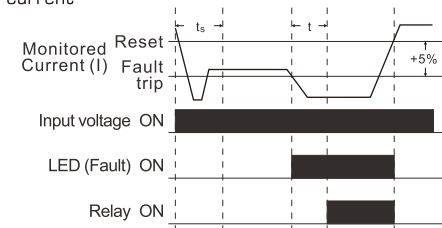
Mode code	SR8413A10	SR8413B10	SR8413C10
Rated current	1-10A		
Rated voltage	AC/DC 12-240V or single voltage, SPDT		
Action delay	0.1-10S		
Reset delay	60S max or manual		
Action chart			


### Timing Chart

Over-current



Under-current



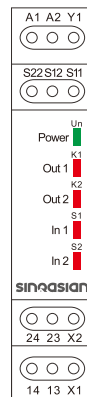


SR9-SR001

## Description

SR9 series safety relay is a combination of multiple relays and logic circuits of a module relay, through a number of high-performance circuits of strict design, monitoring and complementing each other's possible defects in the fault state, so as to achieve the correct and low error function, reduce the error and failure value of the product, and improve the safety and reliability factors of product operation.

## Description of Terminals

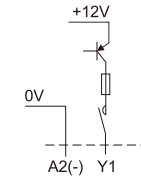


- Un: Power LED
- K1: Output 1 LED
- K2: Output 2 LED
- S1: Input 1 LED
- S2: Input 2 LED
- A1: +24VDC/24VAC
- A2: 0VDC/0VAC
- S11-S12: Input channel 1
- S11-S22: Input channel 2
- X1, X2: Feedback circuitry & external reset
- Y1: If K1 or K2 disconnects, Y1 outputs high level (+12VDC)
- 13-14: 1st circuitry 5A NO output
- 23-24: 2nd circuitry 5A NO output

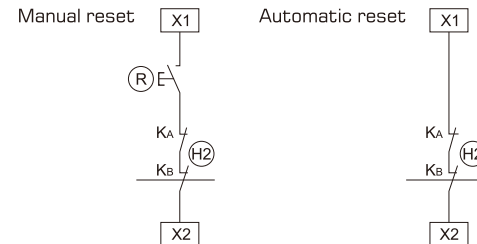
## Signal Output Y1

States of K1, K2 are indicated by Y1

K1	K2	Y1
ON	ON	0V
ON	OFF	+12VDC
OFF	ON	+12VDC
OFF	OFF	+12VDC



## Reset



(H2) Feedback circuitry







STARASIAN TECHNOLOGY CO., LTD.  
SIEBEN ELECTRIC CO., LTD.

Tel.: +86 13806609408 (Sales)

+86 13736381237 (Tech.)

Fax: +86 577 62715772

Mail: [sinoasian@sinoasian.net](mailto:sinoasian@sinoasian.net) (Sales)

[sales@siebengroup.com](mailto:sales@siebengroup.com) (Tech.)

Website: [www.s-a.top](http://www.s-a.top) [www.siebengroup.com](http://www.siebengroup.com)

Rd. Liubai, Liushi Town, Wenzhou City, China 325604